

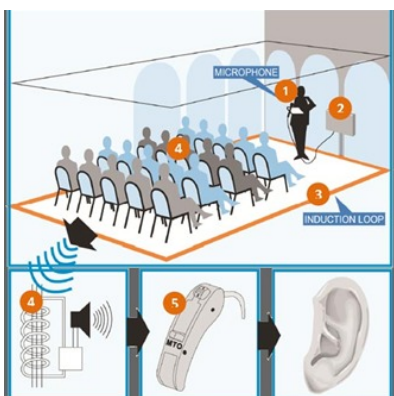
Northern Hills Synagogue Sounds Great with the New T-Coil Loop

You won't notice anything different when you enter the sanctuary at Northern Hills Synagogue but, for those with any hearing issues, the quality of the sound will be great! A new hearing assistance system has been installed in the sanctuary that provides congregants an option to use the Telecoil feature of their hearing aids to connect directly with the sound system without any supplementary equipment. We are very fortunate to have two anonymous member families provide significant financial contributions to make this system upgrade possible.



The Telecoil system is easy to use by switching the t-switch on your hearing aid or cochlear implant. No other equipment is needed. If your hearing aid does not have the Telecoil feature, three new Comfort Audio devices are available at the entrance of the sanctuary. These devices receive the Telecoil signal and provide the listener with sound using a headset or ear buds.

The new system at Northern Hills Synagogue includes an invisible continuous loop of copper wire installed under the carpet around the perimeter of the sanctuary. The wire is directly connected to the sound system. The loop is actually an antenna that broadcasts the amplified sound from the microphones in the sanctuary sound system. A Telecoil in a hearing aid functions as a wireless antennae that receives a signal from the microphone system and delivers personalized, in-the-ear sound, customized by their own hearing aids. For congregants without the Telecoil feature in their hearing aids, or for those who desire a bit of amplification to better participate in the service, there are Comfort Audio devices available at the entrance to the sanctuary that connect to the Telecoil system.





The basic technology, called an induction loop, has been around for decades as a means of relaying signals from telephones to Telecoil receivers in hearing aids. European countries have required use of Telecoil systems in public areas for many years where they are connected to microphones in halls, stores, taxicabs, and many other venues. In the USA, Telecoil systems have recently been installed at ticket windows of many sports stadiums, Broadway theaters, and even in the New York Subway system!



Use of the Comfort Audio receiver is simple for those without Telecoil systems in hearing aids. Remove the receiver from the charging stand, connect earphones or ear buds, and wear the receiver using the lanyard so that it is vertical to the ground.

The receivers should be ready to use without any adjustment, other than setting the volume to your preference. Otherwise,

- If the green indicator light is not on, press  until the function indicator lights up green.
- Activate the T-mode by pressing the  and the T-mode indicator will illuminate.



Adjust the volume using the large + or - buttons to your preference.